

2021 Spring semester

Guide for Taking the Online English Proficiency Test for freshmen

IFLS Foreign Language Center

Feb 1, 2021

Korea University IFLS Foreign Language Center will conduct an online English proficiency test for determining the appropriate level of Academic English for the 2021 spring semester. This test follows the format of TOEIC. The English proficiency test is a mandatory requirement for freshmen at Korea University registering for Academic English, and must be taken prior to Academic English course registration. *Please note that you cannot register in any Academic English course unless you first take the English level test.

1. Students who are required to take the English level test:

- All international freshmen and international transfer students entering Korea University in 2021
- All foreign national students entering Korea University in 2021
- Any student who entered Korea University from 2012 to 2020 and has not yet taken the English level test.

2. Format:

- a. primary level assessment: online English proficiency test following the format of TOEIC
 - Total 200 questions (Listening 100, Reading 100), to be taken in 2 hours (120 minutes)
 - The test is available 1 time only
- b. secondary level assessment will be conducted in class by foreign faculty (in the 1st week of the spring semester)
 - Students scoring in the advanced level will be evaluated on their English level by 1:1 video phone call with foreign professors of IFLS.

3. Fee: free (No application process)

4. Online English Test Schedule

Period	Students	Result of English level	Etc.
Feb 15(Mon) ~ Feb 16(Tue)	All freshmen	5PM, Feb 22 (Tue)	available for 24 hours

5. How to take the English level test:

a. Individual testing (computer or mobile phone)

1) Computer: Visit website for Korea University(<https://www.eslscat.com/class/kufresh>)>

Make ID/password > Take the test

※ ID for Freshmen: “21+Application Number” (Ex.: 21DABA20000)

※ ID for students who entered from 2012 to 2020: “Student ID” (Ex.: 2019130789)

2) Mobile: Search “esls TOEIC” > Download application

※ The online English test may be taken on a mobile phone after making an ID and password on the computer in the website (<https://www.eslscat.com/class/kufresh>).

※ Students not currently in Korea cannot access the test on their mobile phones.

The test must be done on a computer.

b. Log-in: Click [Study Room] > Click [Start] > take the level test

※ For the listening test, a computer or mobile phone must have a speaker or earphone connection

6. English level test result

a. Based on the result of the online English level test, students will be notified of their level: Foundation, Intermediate, or Advanced.

b. How to obtain your test result (level):

- Go to <http://sugang.korea.ac.kr>

- Click the menu option [Find a freshman's student number]

(Important: the menu will be available from Feb 22 (Mon) 10:00 to Feb 28 (Sun) 17:00)

- Type your name, your application number and date of birth (YY-MM-DD) ex) 950106
- Find your English level (영어수준): 초급 (Foundation), 중급 (Intermediate) or 고급 (Advanced)

7. Course registration for freshmen

1) Foundation & Intermediate levels: Students should register for a section based on their English level result.

- Secondary level assessment will be conducted in class by the foreign faculty in the 1st week of spring semester. If a foreign professor suggests students to change the English level based on the result of the secondary level assessment, students should change their section by themselves during the add/drop period.

※ Changes between Foundation and Intermediate level is allowed. Moving to the advanced level is not possible.

-Foundation class: IFLS011-L1, L2 Academic English 1 – International students only

-Intermediate class: IFLS011-01~E4 Academic English 1 – International students whose level is Intermediate should register their AE 1 classes based on their majors/departments.

- Course Registration Schedule for freshmen and transfer students 2021 Spring semester

Student	Period	Date & Time
Freshmen & Transfer Student	Course registration	10 A.M., Feb 23 (Tue) ~ 12:00 Noon, Feb 24 (Thu)
	Add/drop period	Freshmen: 9:30 P.M. Mar 4 (Thu) ~ 12:00 Noon, Mar 5 (Fri) All others: 6:30 P.M., Mar 5 (Fri) ~ 12:00 Noon, Mar 6 (Sat)

2) Advanced level: Students who are assigned to the advanced level based on the result of the online English level test will have their level confirmed through secondary level assessment by the foreign faculty (Video call).

- You will be notified individually of detailed information about the secondary level assessment (Expected date for the secondary level assessment: Feb 19 (Fri) or

22(Mon))

- Students who are finally placed in the advanced level will be exempted from taking Academic English.
- ※ These students will be required to take additional credits in the any course among major and general courses to compensate for being exempted from Academic English.
- If the final English level is confirmed as Foundation or Intermediate levels, students should register by themselves following the guideline for Foundation or Intermediate level courses.

8. Course registration for students already enrolled at Korea University

- Students already enrolled at Korea University can register for Academic English courses during the add/drop period.

9. For inquiries

a. Online English level test system inquiry

***Available at 09:00~18:00(KST), except for the lunch time (12:30~13:30)**

- 1) Add Kakaotalk ID "YBMESchool"
- 2) HELP DESK Q&A bulletin board
- 3) E-mail: leejingu@ybm.co.kr
- 4) HELP DESK contact number: 82-2-2009-0525 (available in Korean only)

b. Academic English Course registration inquiry: Contact IFLS Foreign Language Center

***Available at 09:00~17:30(KST), except for the lunch time (12:00~13:00)**

-Email: 7942pjy@korea.ac.kr / Contact Number: 82-2-3290-1455 (available in Korean or English)

How to take the test

TEST



온라인 TOEIC TEST

Total 200 questions 120min

LC : 100 questions / 45min

RC : 100 questions / 75min

사이트 이용방법

화 면

설 명

www.eslscat.com/class/kufresh

1

- Go to the website above
- Click the yellow box called 수강생 인증(회원가입)

How to make your ID

1) New Student:

- ID: Put 21 and your application number that you received when you applied to KU
(ID ex: 21FABA00000)

2

- Name: Type your Korean name you used when you applied to KU

- Click [확인]

2) Current Student:

- ID: Type your school number (학번)
- Name: Type your Korean name
- Click [확인]

https://www.eslscat.com/class/kufresh

1



고려대학교
KOREA UNIVERSITY

Study Room

My Page

소감문

Notice

아이디

LOGIN

비밀번호

☐ 아이디 저장

아이디 찾기 | 비밀번호 찾기

수강생 인증 (회원가입)

2

수강생 등록 - Internet Explorer



수강생 등록

처음 방문하신 분들은 먼저 아이디(학번)와 이름을 입력해 주시기 바랍니다.

과목명

2차 영어능력평가

아이디(학번)

2

이름

확인

취소

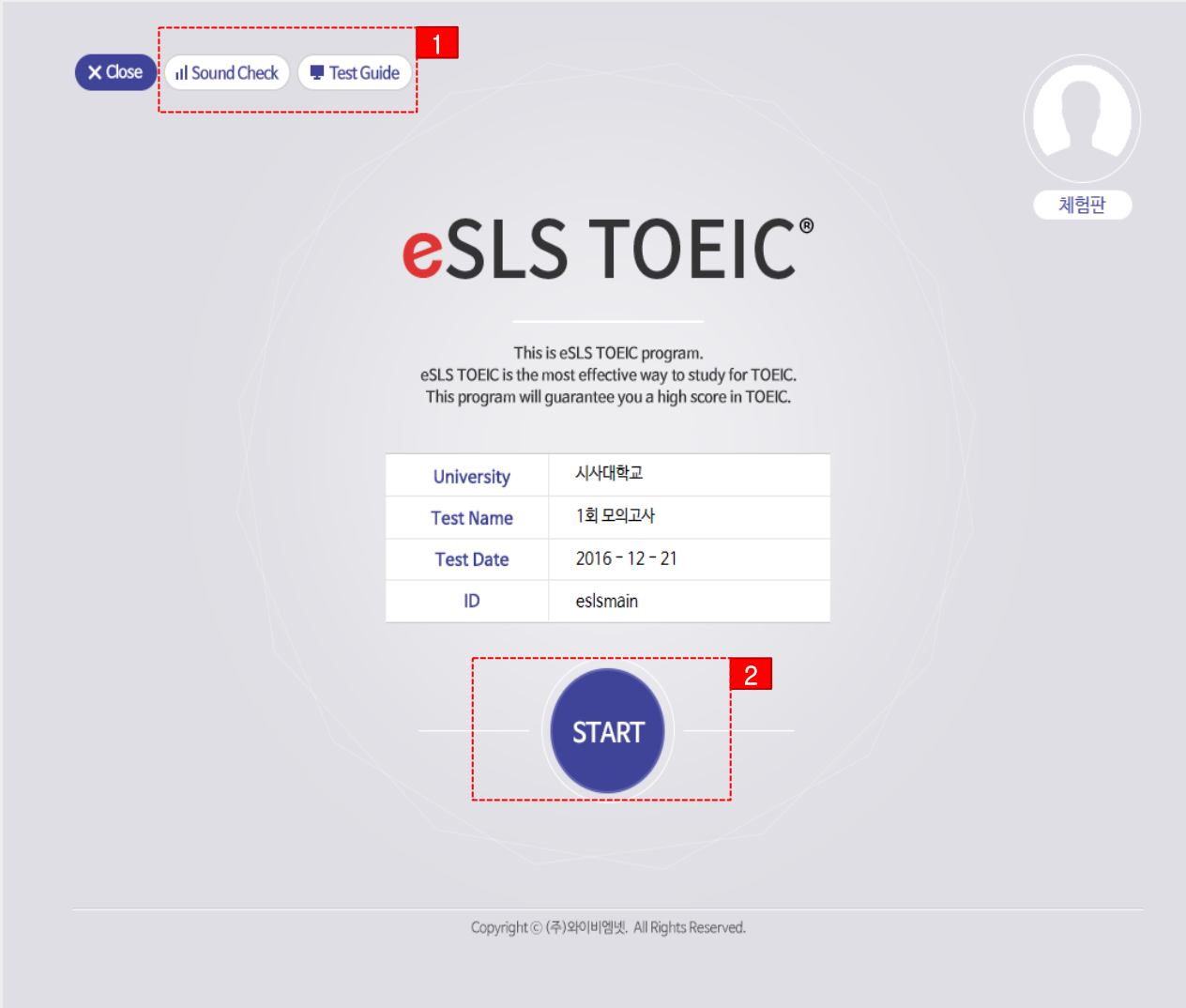
사이트 이용방법

화 면		설 명	
<div><p>이용약관, 개인정보 수집 및 이용, 이벤트 안내 SMS / 메일 수신(선택)에 모두 동의합니다.</p><div><div>이용약관에 대한 동의 (필수)</div><div><div>제 1 조 [목적]</div><div>이 약관은 (주)와이비엠피넷 (이하 "회사")가 제공하는 제반 서비스의 이용과 관련하여 회사와 회원과의 권리, 의무 및 책임사항, 기타 필요한 사항을 규정함을 목적으로 합니다.</div><div>제 2 조 [정의]</div><div>이 약관에서 사용하는 용어의 정의는 다음과 같습니다.</div><div>① "회원"이라 함은 회사의 "서비스"에 접속하여 이 약관에 따라 "회사"와 이용계약을 체결하고 "회사"가 제공하는 "서비스"를 이용하는 고객을 말합니다.</div><div>② "아이디(ID)"라 함은 "회원"의 식별과 "서비스" 이용을 위하여 "회원"이 정하고 "회사"가 승인하는</div></div></div><div><div>개인정보 수집 및 이용에 대한 동의 (필수)</div><div><div>개인 정보 수집 항목 및 수집방법</div><div>① 수집항목</div><div>회사는 기본적인 서비스 제공을 위한 최소한의 필수 정보만을 아래와 같이 수집하고 있으며 고객 각각의 기호와 필요에 맞는 서비스를 제공하기 위한 정보 수집 시 별도 동의를 득하고 수집하고 있습니다.</div><div><일반 회원가입></div><div>- 필수정보 : 아이디(학번), 이름, 영문이름, 생년월일, 비밀번호, 연락처, 이메일</div><div>- 선택정보 : SMS/이메일 수신동의</div><div>서비스 이용과정이나 사업처리 과정에서 아래와 같은 정보들이 자동으로 생성되어 수집될 수 있습니다</div></div></div><div><div>이벤트 등 광고 알림 수신 동의 (선택)</div><div>전체선택 <input type="checkbox"/></div></div><div><div>SNS <input type="checkbox"/> 이메일 <input type="checkbox"/></div></div><div><div>위 내용은 학사운영(성적처리,통계데이터 등)에 필요한 최소한의 개인정보 활용 동의에 대한 것으로 보안 정책상 학습 이용 전 개인정보 수집 및 활용에 동의하셔야만 서비스 이용이 가능한 점 양해 부탁드립니다.</div><div><div>동의 안함</div><div>동의</div></div></div></div>		1	<div>- Click the check boxes</div> <div>- Click [동의] (blue box)</div>


사이트 이용방법

화 면		설 명																						
<div><div>1</div><div>Study Room ★</div><div>My Page</div><div>Free Contents</div><div>Notice</div><div>Help Desk</div></div> <div><div>Test</div><div>테스트는 지정된 기간 내에만 응시가 가능하며, 테스트 결과에 따라 개인별 학습이 주어집니다. 학습은 기간 이후에도 이용이 가능하나 테스트에 응시하지 않을 경우 제공되지 않습니다. 연장기간이 설정된 경우 학습기간이 파란색으로 표시됩니다.</div><div>* Home > Study Room > Test</div><div><div>Test</div><div>신입생영어능력평가고사</div></div><div><div>■ Test 0/1</div><div>2</div><div>프로그램 설치여부 체크하기 »</div></div><table><thead><tr><th>학습기간</th><th>시험명</th><th>진행상태</th><th>시작일</th><th>종료일</th><th>진행률</th><th>진단평가서</th></tr></thead><tbody><tr><td>신입생영어능력평가고사 2021.02.15 ~ 2021.02.16</td><td>신입생영어능력평가고사</td><td><div>3</div><div>Start</div></td><td>2021.01.28</td><td></td><td></td><td></td></tr><tr><td></td><td>오답문제풀이</td><td></td><td></td><td></td><td></td><td></td></tr></tbody></table></div>		학습기간	시험명	진행상태	시작일	종료일	진행률	진단평가서	신입생영어능력평가고사 2021.02.15 ~ 2021.02.16	신입생영어능력평가고사	<div>3</div> <div>Start</div>	2021.01.28					오답문제풀이						1	Click [Study Room]
학습기간	시험명	진행상태	시작일	종료일	진행률	진단평가서																		
신입생영어능력평가고사 2021.02.15 ~ 2021.02.16	신입생영어능력평가고사	<div>3</div> <div>Start</div>	2021.01.28																					
	오답문제풀이																							
		2	Click [프로그램 설치여부 체크하기] (blue box) to install the program																					
		3	Click [Start] Button to start the test (You might be asked to re-log in)																					

사이트 이용방법

화 면		설 명	
	1	Click [Sound Check] and [Test Guide]	
	2	If you are ready to start, Click the [START] button	

사이트 이용방법

화 면		설 명	
	<div>1</div> <div>2</div>	1	Check the number of questions and the test time
		2	Click [TEST START]

How to take the test with your smartphone



Android: "Google Play"

Apple: "APP Store"

Find eSLS TOEIC and download the app

How to take the test with your smartphone

You need to make your ID through a PC in advance
*If you already have an ID, please follow below

1 Type kufresh

2 Type your ID

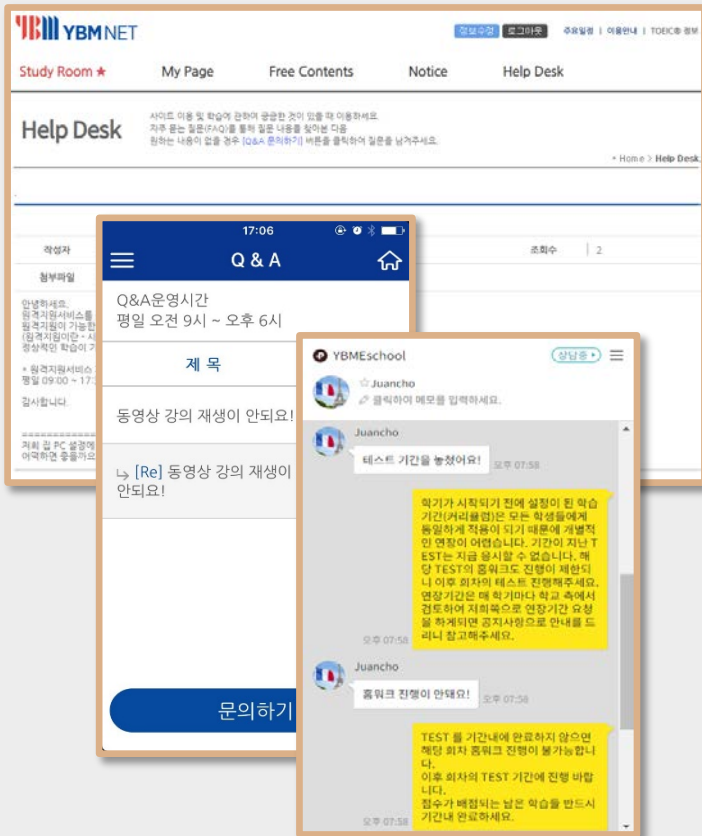
(ID ex: 21 + Your application number)

(ex. 21FAFB00000)

3 Type your password and click [로그인] to start

How to take the test with your smartphone

HELP DESK



①

Add [YBMeschool] Kakao channel and ask your inquiry

or

②

Ask through HELP DESK Q&A (website)

or

③

Phone number 02-2009-0525 (82-2-2009-0525)
Available 09:00~18:00 (except for 12:30~13:30)

PC, 모바일, 카톡플러스를 통한 Q&A